

# Investigation on $\gamma$ -Fe<sub>2</sub>O<sub>3</sub> Nanoparticles Compatibilization on Guar Gum/poly(vinyl alcohol) Blends

Bhavya M. S.<sup>1</sup>, Athira Lakshmanan P.<sup>2</sup>, Sudhanva Narayana K. S.<sup>2</sup>, Savitha M. B.<sup>3</sup> & Prasad P.<sup>4</sup>

<sup>1</sup>Research Scholar, Nano Science and Technology, College of Engineering and Technology, Srinivas University, Mangalore, India

<sup>2</sup>Student, Department of Nano Technology, Srinivas Institute of Technology, Mangalore, India

<sup>3</sup>Department of Chemistry and Research Centre, Sahyadri College of Engineering and Management, Adyar, Mangalore, India

<sup>4</sup>Department of Nano Technology, Srinivas Institute of Technology, Mangalore, India. Email: [hodnanotechsit@gmail.com](mailto:hodnanotechsit@gmail.com)

**Subject Area:** Nanotechnology.

**Type of the Paper:** Experimental Research.

**Type of Review:** Peer Reviewed as per [C|O|P|E|](#) guidance.

**Indexed In:** OpenAIRE.

**DOI:** <http://doi.org/10.5281/zenodo.3890299>.

**Google Scholar Citation:** [IJAEML](#).

## How to Cite this Paper:

Bhavya, M. S., Athira Lakshmanan, P., Sudhanva Narayana, K., Savitha, M. B., & Prasad, P. (2020). Investigation on  $\gamma$ -Fe<sub>2</sub>O<sub>3</sub> nanoparticles compatibilization on guar gum/poly (vinyl alcohol) blends. *International Journal of Applied Engineering and Management Letters (IJAEML)*, 4(1), 219-225. DOI: <http://doi.org/10.5281/zenodo.3890299>.

**International Journal of Applied Engineering and Management Letters (IJAEML)**

A Refereed International Journal of Srinivas University, India.

© With Authors.



This work is licensed under a [Creative Commons Attribution Non-Commercial 4.0 International License](#) subject to proper citation to the publication source of the work.

**Disclaimer:** The scholarly papers as reviewed and published by the Srinivas Publications (S.P.), India are the views and opinions of their respective authors and are not the views or opinions of the S.P. The S.P. disclaims of any harm or loss caused due to the published content to any party.

## Investigation on $\gamma$ -Fe<sub>2</sub>O<sub>3</sub> Nanoparticles Compatibilization on Guar Gum/poly(vinyl alcohol) Blends

Bhavya M. S.<sup>1</sup>, Athira Lakshmanan P.<sup>2</sup>, Sudhanva Narayana K. S.<sup>2</sup>, Savitha M. B.<sup>3</sup> &  
Prasad P.<sup>4</sup>

<sup>1</sup>Research Scholar, Nano Science and Technology, College of Engineering and Technology,  
Srinivas University, Mangalore, India

<sup>2</sup>Student, Department of Nano Technology, Srinivas Institute of Technology, Mangalore, India

<sup>3</sup>Department of Chemistry and Research Centre, Sahyadri College of Engineering and  
Management, Adyar, Mangalore, India

<sup>4</sup>Department of Nano Technology, Srinivas Institute of Technology, Mangalore, India. Email:  
[hodnanotechsit@gmail.com](mailto:hodnanotechsit@gmail.com)

### ABSTRACT

The semi-miscible polymer blends of natural polymer guar gum and synthetic polymer poly (vinyl alcohol) have been studied for their compatibilization with biocompatible  $\gamma$ -Fe<sub>2</sub>O<sub>3</sub> nanoparticles. Ultrasonic velocity, density, adiabatic compressibility, and dilute solution viscometry studies at 30°C and 40°C has confirmed that  $\gamma$ -Fe<sub>2</sub>O<sub>3</sub> nanocomposites of GG/PVA blends are compatible. The presence of well-dispersed nanoparticles may have allowed the uncoiling of guar gum molecules to form intermolecular hydrogen bonding with PVA. The GG/PVA blend –  $\gamma$ -Fe<sub>2</sub>O<sub>3</sub> composites are potential candidates for biomedical applications.

**Keywords:**  $\gamma$ -Fe<sub>2</sub>O<sub>3</sub> nanoparticles, guar gum, PVA, biocompatibility, polymer blend-nanocomposites.

### 1. INTRODUCTION :

Guar gum (GG) obtained from guar bean (*Cyamopsistetragonoloba*) is a hydrophilic polymer. It has got applications in cosmetic and pharmaceutical industries [1-4]. Polymer blending [5-10] introduces new miscible/semi-miscible macromolecules with newer properties or with additive properties of the two or more polymers involved in it. The blending of guar gum with other polymers has been investigated by many researchers for their applications in biomedical engineering [11, 12]. Poly (vinyl alcohol) (PVA) is a synthetic biodegradable polymer and has been widely used in biodegradable packaging and biomedical industries [13, 14]. In our previous work, we have characterized the miscibility of GG/PVA blends in aqueous solution by reduced viscosity, density, adiabatic compressibility, and refractive index methods in aqueous solution [15] and the blend thin films were characterized by FTIR, SEM, and DSC methods [16]. The maghemite nanoparticles in the blend solutions may introduce potential drug release applications. Maghemite is an iron oxide nanomaterial with chemical formula  $\gamma$ -Fe<sub>2</sub>O<sub>3</sub>. These nanoparticles are used in biomedicine as they are non-toxic, and biocompatible. Even their magnetic property makes them a potential candidate for magnetic controlled drug delivery systems [17, 18]. In this paper, the compatibility of natural polymer guar gum and a synthetic polymer poly(vinyl alcohol) at different compositions were studied by density, ultrasonic velocity, and viscosity measurement techniques in their dilute solution at 30°C and 40°C.

### 2. MATERIALS AND METHODS :

The polymers employed in the present study guar gum (GG), poly (vinyl alcohol) (PVA), and maghemite ( $\gamma$ -Fe<sub>2</sub>O<sub>3</sub>) were purchased from Merck, India. Blend – maghemite nanocomposites of GG/PVA (0.5 w/v of polymer and 0.02 wt% of maghemite) of different compositions were prepared by mixing aqueous polymer – maghemite composite solutions. Ultrasonic velocity (v) was measured at 30°C and 40°C by an interferometric technique employing an ultrasonic interferometer (Mittal

Enterprises, New Delhi) at frequency 2MHz. The densities ( $\rho$ ) of the GG/PVA blend – maghemite nanocomposites were measured at 30°C and 40°C using specific gravity bottle. Different temperatures were maintained using a thermostat bath with a thermal stability of  $\pm 0.05^\circ\text{C}$ . Adiabatic compressibility ( $\beta_{ad}$ ) were calculated as per the equation:  $\beta_{ad} = 1/(v^2\rho)$ .

Stock solutions of nanocomposites of GG, PVA, and their blends (10/90, 30/70, 50/50, 70/30, and 90/10) were prepared (0.1% w/v polymer, and 0.02 wt% maghemite) by stirring the mixtures at room temperature for about 45 minutes. Using the above pure and blend stock solutions, different blend solutions (0.01, 0.02, 0.03, 0.04, 0.05, 0.06, 0.07, 0.08, 0.09 and 0.1 w/v concentrations) were prepared and viscosity measurements were done at 30°C and 40°C using an Ubbelohde suspended level viscometer. Different temperatures were maintained using a thermostat bath with a thermal stability of  $\pm 0.05^\circ\text{C}$ .

### 3. RESULTS AND DISCUSSIONS :

#### 3.1 Ultrasonic velocity, density, and adiabatic compressibility measurements

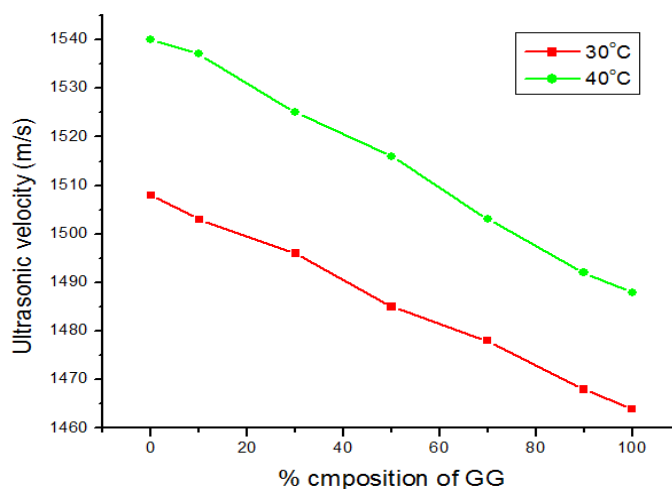


Fig.1: Variation of ultrasonic velocity with the composition of GG/PVA blend – maghemite nanocomposites in aqueous solution at 30°C and 40°C

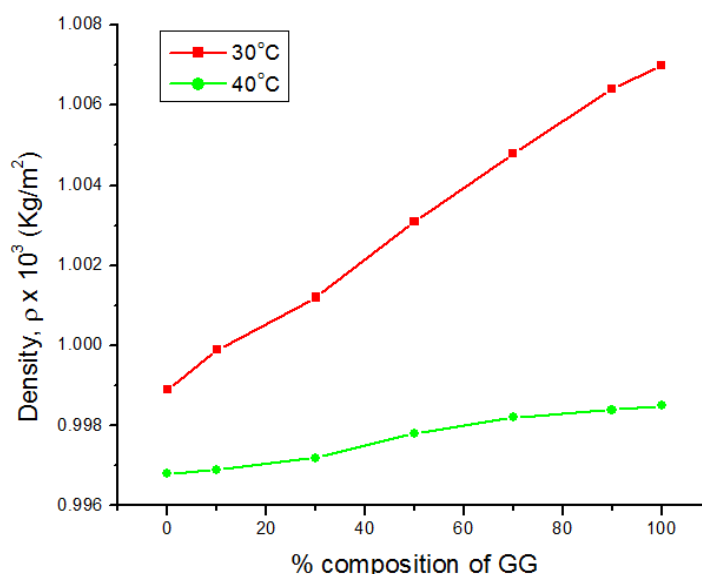
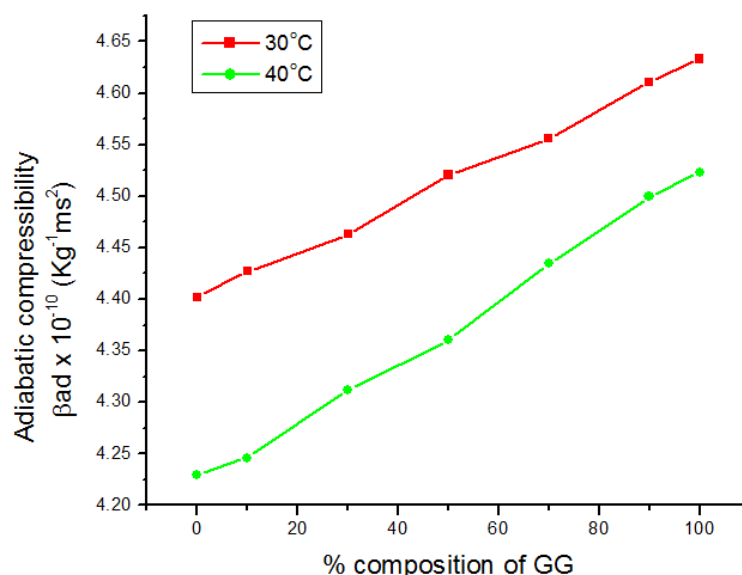


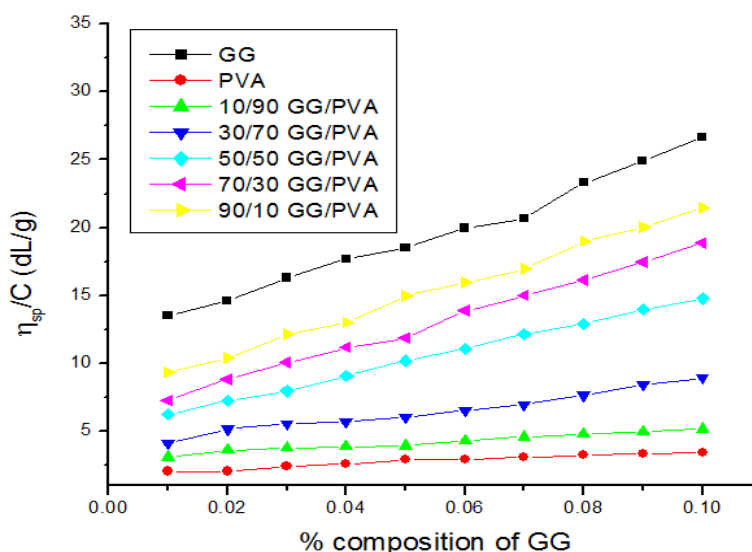
Fig.2: Variation of density with the composition of GG/PVA blend – maghemite nanocomposites in aqueous solution at 30°C and 40°C



**Fig.3:** Variation of adiabatic compressibility with composition of GG/PVA blend – maghemite nanocomposites in aqueous solution at 30°C and 40°C

The ultrasonic velocity of PVA – maghemite nanocomposite solution is 1508 m/s, and 1540 m/s at 30°C and 40°C whereas for GG – maghemite nanocomposite solution it is 1464 m/s, and 1488 m/s, respectively. The density values were found to be  $0.9989 \times 10^3 \text{ Kg/m}^3$  and  $0.9968 \times 10^3 \text{ Kg/m}^3$  for PVA – maghemite nanocomposite and  $1.007 \times 10^3 \text{ Kg/m}^3$  and  $0.9985 \times 10^3 \text{ Kg/m}^3$  for GG – maghemite nanocomposite. The calculated adiabatic compressibility values are  $4.40226 \times 10^{-10} \text{ Kg}^{-1}\text{ms}^2$  and  $4.2301 \times 10^{-10} \text{ Kg}^{-1}\text{ms}^2$  for PVA – maghemite nanocomposite; and  $4.63328 \times 10^{-10} \text{ Kg}^{-1}\text{ms}^2$  and  $4.5232 \times 10^{-10} \text{ Kg}^{-1}\text{ms}^2$  for GG – maghemite nanocomposites. The ultrasonic velocity, density, and adiabatic compressibility values for the entire blend – maghemite nanocomposites were found to be composition dependent and all the plots (Figures 1, 2, and 3) were linear indicating compatibility [19-21] at 30°C and 40°C.

### 3.2 Reduced viscosity measurements



**Fig. 4:** Huggins's plot for 0.1% (w/v) GG/PVA blend – 0.02 wt% maghemite nanocomposites at 30°C

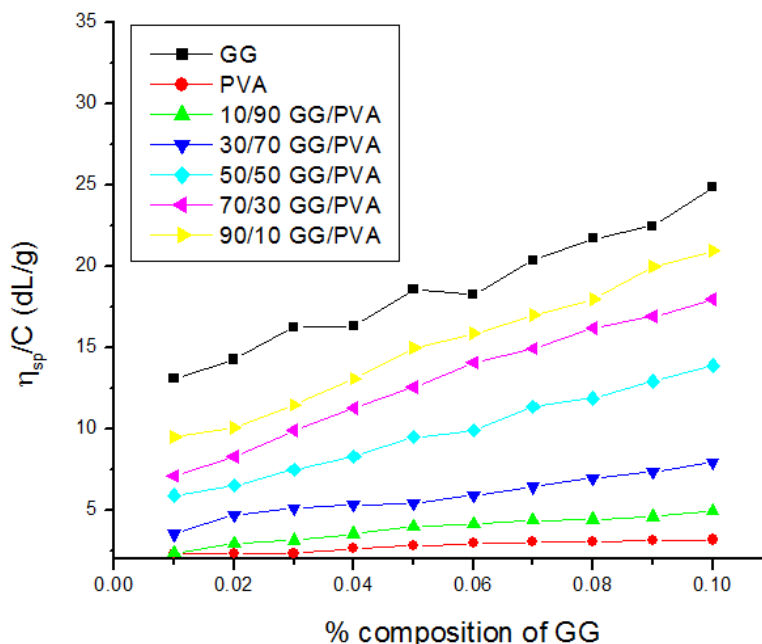


Fig.5: Huggins's plot for 0.1% (w/v) GG/PVA blend – 0.02 wt% maghemite nanocomposites at 40°C

Table 1: Slope values from Huggin's plots

Composition of GG/PVA blend – maghemite nanocomposites	30°C	40°C
0/100	16.206	10.903
10/90	21.545	26.818
30/70	48.969	43.084
50/50	96.096	89.757
70/30	126.230	122.193
90/10	135.200	131.509
100/0	142.721	122.793

Reduced viscosities of maghemite nanocomposites of GG, PVA, and their blend compositions (10/90, 30/70, 50/50, 70/30, and 90/10) were measured at 30°C and 40°C. Huggin's plots of reduced viscosities against concentrations are shown in Figures 4, and Figure 5, respectively.

The plots were linear. A higher slope variation for the entire blend – maghemite nanocomposites is attributed to the mutual attraction of macromolecules in solution which leads to the increase of hydrodynamic volume [22-24]. The temperature did not have any significant effect on the compatibility maghemite nanocomposites with GG/PVA blends.

#### 4. CONCLUSION :

The plots of ultrasonic velocity, density, and adiabatic compressibility against blend – maghemite nanocomposite compositions found to be linear and composition-dependent. This indicates that the blends were compatibilized by the presence of maghemite nanoparticles. Based on dilute solution viscosity measurements it is confirmed that the entire blend – maghemite nanocomposite of guar gum and poly (vinyl alcohol) are compatible at 30°C and 40°C. The variation of temperature did not have any significant effect on the compatibility.

#### ACKNOWLEDGEMENT :

The authors acknowledge the partial financial support by Vision Group on Science and Technology (VGST, CISEE – GRD No. 538).

**REFERENCES :**

- [1] Mughal, M.A., Iqbal, Z., Neau, S.H. (2011). Guar Gum, Xanthan Gum, and HPMC Can Define Release Mechanisms and Sustain Release of Propranolol Hydrochloride. *AAPS PharmSciTech*, 12, 77–87.
- [2] Al-Saidan, S.M., Krishnaiah, Y.S.R., Patro, S., Satyanaryana,V. (2005). In vitro and in vivo evaluation of guar gum matrix tablets for oral controlled release of water-soluble diltiazem hydrochloride. *AAPS PharmSciTech*, 6, 14–21.
- [3] Phadke, K.V., Manjeshwar, L.S., Aminabhavi, T.M. (2014). Biodegradable polymeric microspheres of gelatin and carboxymethyl guar gum for controlled release of theophylline. *Polymer Bulletin*, 71, 1625–1643.
- [4] Krishnaiah, Y. S. R., Veer Raju, P., Dinesh Kumar, B., Jayaram, B., Rama, B., Raju, V., Bhaskar, P. (2003). Pharmacokinetic evaluation of guar gum-based colon-targeted oral drug delivery systems of metronidazole in healthy volunteers. *European Journal of Drug Metabolism and Pharmacokinetics*, 28, 287–294.
- [5] Vishwanath, B., Shivakumar, H. R., Rai, S. K., Ganesh, S., Prasad, P., Guru, G. S., Bhavya, B. B. (2011). Miscibility and thermal behavior of pullulan/polyacrylamide blends. *Journal of Macromolecular Science, Part A*, 48, 920-926.
- [6] Guru, G. S., Prasad, P., Shivakumar, H. R., Sheshappa Rai, K. (2008). Studies on the compatibility of pullulan–carboxymethyl cellulose blend using simple techniques. *Malaysian Polymer Journal*, 3, 3-23.
- [7] Guru, G. S., Prasad, P., Shivakumar, H. R., Sheshappa Rai, K. (2010). *Journal of Polymers and Environment*, 18, 135-140.
- [8] Prasad, P., Guru, G. S., Shivakumar, H. R., Sheshappa Rai, K. (2012). Investigation on miscibility of sodium alginate/pullulan blends. *Journal of Polymers and Environment*, 20 (3), 887-893.
- [9] Bhavya, M. S., Savitha, M. B., Prasad, P. (2017). Miscibility studies of GG/CMC blends in aqueous solution. *International Journal of Advance Research in Science and Engineering*, 6(1), 514-523.
- [10] Prasad, P., Bhavya, M. S., Abhijith, P. P., Sreelakshmi, S. K., Savitha, M. B. (2017). Physico-chemical and thermal property studies of GG/CMC blend thin films. *International Journal of Advance Research in Science and Engineering*, 6(6), 572-578.
- [11] Viral, F. P., Natavarlal M. P. (2007). Statistical Evaluation of Influence of Xanthan Gum and Guar Gum Blends on Dipyridamole Release from Floating Matrix Tablets. *Drug Development and Industrial Pharmacy*, 33(3), 327-334.
- [12] Yihong, H., ChaoboX. (2007). Miscibility and mechanical properties of quaternized polysulfone/benzoyl guar gum blends. *Polymer*, 48(1), 371-381.
- [13] Zainab, W. A., Yu, D., Ian, J. D., Salim, B. (2017). PVA, PVA Blends, and Their Nanocomposites for Biodegradable Packaging Application, *Polymer-Plastics Technology and Engineering*, 56(12), 1307-1344.
- [14] Trong-MingDon, Chia-FongKing, Wen-YenChiu, Ching-AnPeng. (2006). Preparation and characterization of chitosan-g-poly(vinyl alcohol)/poly(vinyl alcohol) blends used for the evaluation of blood-contacting compatibility. *Carbohydrate Polymers*, 63(3), 331-339.
- [15] Prasad, P., Bhavya, M. S., Abhijith, P. P., Sreelakshmi, S. K., Savitha, M. B. (2017). Miscibility studies of GG/PVA blends in aqueous solution. *International Journal of Advance Research in Science and Engineering*, 6 (9), 1-8.
- [16] Prasad, P., Bhavya, M. S., Nagesh Bhat, Momin Ashraf, Krishnaraja Acharya, Savitha, M. B. (2018). Physico-chemical and thermal property studies of GG/PVA blend thin films. *International*

*Journal of Advance Research in Science and Engineering*, 7(1), 1-7.

- [17] Bhavya, M. S., Sudhanva Narayana, K. S., Savitha, M. B., Prasad, P. (2020). Guar gum (GG)/methylcellulose (MC) blends and their composites with maghemite nanoparticles. *International Journal of Management and Humanities*, 4(9), 96-102.
- [18] Bhavya, M. S., Sudhanva Narayana, K., Savitha, M. B. & Prasad, P. (2020). Biocompatible Maghemite Nanoparticles Compatibilization of GG/CMC Blends in Aqueous Solution. *International Journal of Applied Engineering and Management Letters (IJAEML)*, 4(1), 184-190.
- [19] Basavaraju, K. C. Damappa, T., Rai, S. K. (2006). Preparation of chitosan and its miscibility studies with gelatin using viscosity, ultrasonic and refractive index. *Carbohydrate Polymers*, 66, 357-362.
- [20] Jayaraju, J., Basavaraju, K. C., Keshavayya, J., Rai, S. K. (2006). Viscosity, ultrasonic and refractometric studies of chitosan/PEG blend in solution at 30, 40 and 50°C. *Journal of Macromolecular Science, Part: B Physics*, 45, 741-751.
- [21] Rao, V., Ashokan, P. V., Shridhar, M. H. (2000). Miscible blends of cellulose acetate hydrogen phthalate and PVP characterization by viscometry, ultrasound and DSC. *Journal of Applied Polymer Science*, 76, 859-867.
- [22] Varadarajulu, A., Lakshminarayana, R. R., Ranga, R. R. N. V. (1998). Ultrasonic and viscometric investigation of cellulose acetate/PMMA blends in solution. *Acta Acustica*, 84, 577-579.
- [23] Varadarajulu, A., Lakshminarayana, R. R., Siddaramaiah. (1998). Ultrasonic, refractometric and viscosity studies of some polymer blends in solution. *Journal of Applied Polymer Science*, 70, 1823-1827.
- [24] Raviprakash, S. D., Rai, S. K. (2005). Viscometric, density, ultrasonic and refractive index studies on the miscibility of sodium alginate/PVP blend in solution. *Journal of Polymeric Material*, 22, 189-196.

\*\*\*\*\*